



**Alay Mahestan Petrochemical Co.**

**PDH & PP**

گزارش عملکرد

**شرکت پترو شیمی آلی مهستان**



**گزارش عملکرد**

**۱ مهر ماه ۱۴۰۲ لغایت ۲۵ دی ماه ۱۴۰۲**



## Alay Mahestan Petrochemical Co.

PDH & PP

گزارش عملکرد

۱۴۰۲/۰۷/۰۱ - ۱۴۰۲/۱۰/۲۵

عناوین گزارش

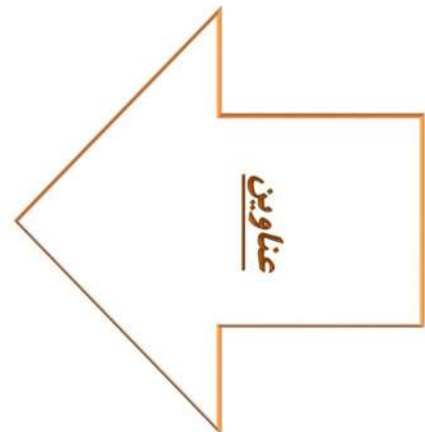
فصل اول: پیشرفت فیزیکی

فصل دوم: جزییات پیشرفت فیزیکی در بخش ساخت

فصل سوم: جدول احجام

فصل چهارم: جدول احجام به تفکیک پیمانکار

فصل پنجم: تصاویر مقایسه ای





## Alay Mahestan Petrochemical Co.

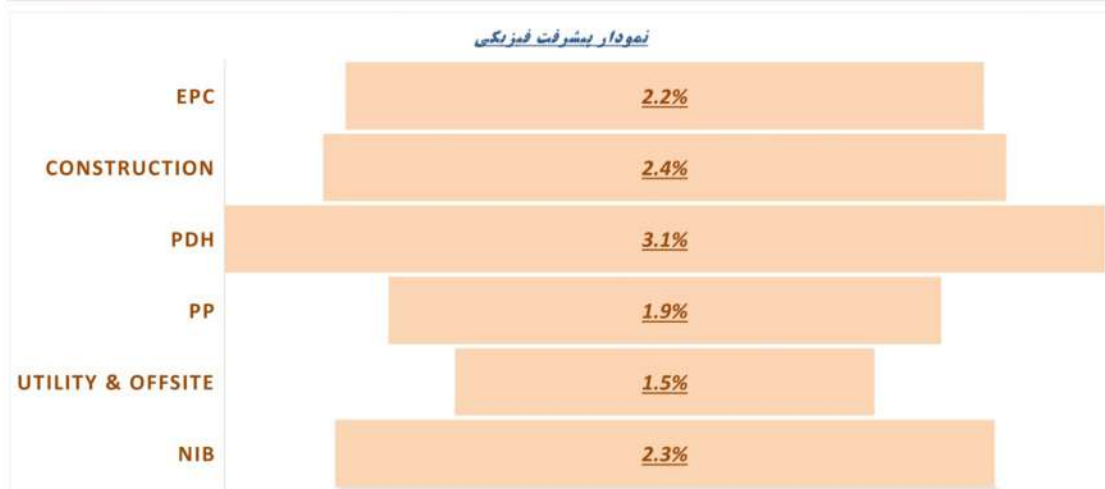
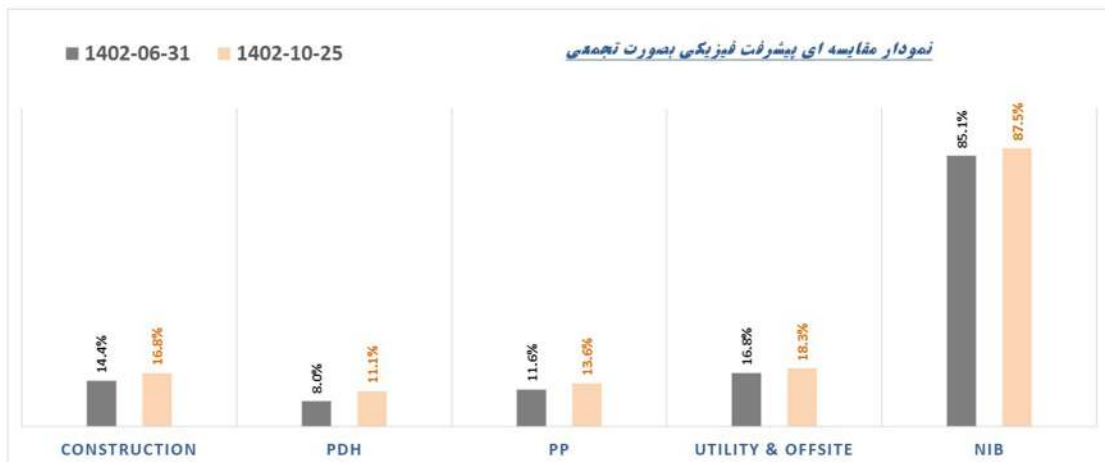
### PDH & PP

گزارش عملکرد

۱۴۰۲/۰۷/۰۱ - ۱۴۰۲/۱۰/۲۵

فصل اول: پیشرفت فیزیکی

DESCRIPTION	WF%	Actual Progress			Remark
		1402-06-31	This Period	1402-10-25	
<b>EPC (PDH &amp; PP Plant Construction &amp; Pre-commissioning)</b>	<b>100%</b>	<b>18.3%</b>	<b>2.2%</b>	<b>20.5%</b>	
<b>Construction</b>	<b>93%</b>	<b>14.4%</b>	<b>2.4%</b>	<b>16.8%</b>	
Propane Dehydrogenation Plant 60 (PDH)	43%	8.0%	3.1%	11.1%	
Polypropylene 70 (PP)	40%	11.6%	1.9%	13.6%	
Utility & Offsite	12%	16.8%	1.5%	18.3%	
Non Industrial Building	5%	85.1%	2.3%	87.5%	
Pre-commissioning	2%	0.0%	0.0%	0.0%	





## Alay Mahestan Petrochemical Co.

### PDH & PP

گزارش عملکرد

۱۴۰۲/۰۷/۰۱ - ۱۴۰۲/۱۰/۲۵

فصل دوم: جزییات پیشرفت فیزیکی در بخش ساخت

DESCRIPTION	WF%	Actual Progress			Remark
		1402-06-31	This Period	1402-10-25	
<b>Construction</b>	<b>93%</b>	<b>14.4%</b>	<b>2.1%</b>	<b>16.8%</b>	
<b>Propane Dehydrogenation Plant 60 (PDH)</b>	<b>43.0%</b>	<b>8.0%</b>	<b>2.8%</b>	<b>11.1%</b>	
Civil	29.0%	16.5%	5.2%	22.3%	
Piping	31.0%	0.0%	0.0%	0.0%	
Electrical	5.0%	0.0%	0.0%	0.0%	
Instrumentation	4.0%	0.0%	0.0%	0.0%	
Telecommunications	2.0%	0.0%	0.0%	0.0%	
Safety and Fire fighting equipment	2.0%	0.0%	0.0%	0.0%	
Painting and Coating	2.5%	0.0%	0.0%	0.0%	
Insulation	2.5%	0.0%	0.0%	0.0%	
Equipment & Packages	17.0%	3.1%	0.1%	3.2%	
Steel Work	5.0%	10.1%	3.7%	14.1%	
<b>Polypropylene 70 (PP)</b>	<b>40.0%</b>	<b>11.6%</b>	<b>1.6%</b>	<b>13.6%</b>	
Civil	28.0%	19.2%	3.7%	24.0%	
Piping	31.0%	0.0%	0.3%	0.3%	
Electrical	4.0%	0.0%	0.0%	0.0%	
Instrumentation	4.0%	0.0%	0.0%	0.0%	
Telecommunications	1.0%	0.0%	0.0%	0.0%	
Safety and Fire fighting equipment	1.0%	0.0%	0.0%	0.0%	
Painting and Coating	2.0%	0.0%	0.0%	0.0%	
Insulation	1.5%	0.0%	0.0%	0.0%	
Equipment & Packages	12.0%	0.0%	0.0%	0.0%	
Steel Work	4.0%	10.7%	1.6%	12.9%	
Buildings	10.0%	58.5%	3.9%	62.6%	
HVAC	1.5%	0.0%	0.0%	0.0%	
<b>Utility &amp; Offsite</b>	<b>12.0%</b>	<b>16.8%</b>	<b>1.0%</b>	<b>18.3%</b>	
Civil	26.0%	39.6%	2.4%	42.1%	
Piping	28.0%	0.0%	0.4%	1.8%	
Electrical	5.0%	0.0%	0.0%	0.0%	
Instrumentation	6.0%	0.0%	0.0%	0.0%	
Telecommunications	1.0%	0.0%	0.0%	0.0%	
Safety and Fire fighting equipment	1.0%	0.0%	0.0%	0.0%	
Painting and Coating	1.5%	6.8%	0.4%	7.2%	
Insulation	1.5%	0.0%	0.0%	0.0%	
Equipment & Packages	18.0%	18.0%	0.0%	18.0%	
Steel Work	5.0%	0.0%	0.0%	1.2%	
Buildings	5.0%	62.8%	5.0%	67.9%	
HVAC	2.0%	0.0%	0.0%	0.0%	
<b>Non Industrial Building</b>	<b>5.0%</b>	<b>85.1%</b>	<b>2.2%</b>	<b>87.5%</b>	
Admin	21.0%	62.8%	2.9%	65.7%	
Warehouse A & B	20.0%	96.2%	1.5%	97.8%	
Workshop	15.0%	91.9%	4.4%	96.3%	
Fire Station	18.0%	99.9%	0.1%	100.0%	
Product Warehouse	13.0%	79.6%	1.2%	81.2%	
Chemical Warehouse	13.0%	81.5%	3.7%	85.5%	



## Alay Mahestan Petrochemical Co.

### PDH & PP

گزارش عملکرد

۱۴۰۲/۰۷/۰۱ - ۱۴۰۲/۱۰/۲۵

فصل سوم : جدول احجام

Dicipline	Activity	Unit	Estimate	Actual Progress			PCT% Complete
				1402-06-31	This Period	1402-10-25	
CIVIL	Excavation & Site Preparation	M3	1,796,845	1,147,825	51,430	1,199,255	66.7%
	Rebar Installation	KG	16,200,000	8,500,442	922,280	9,422,721	58.2%
	Form Work	M2	259,000	160,518	22,560	183,078	70.7%
	Concrete Pouring	M3	120,000	68,344	8,506	76,850	64.0%
Steel Structure	Delivery	TON	9,300	4,237	411	4,648	50.0%
	Erection	TON	9,300	3,804	509	4,313	46.4%
U/G Piping	Fitup	ID	68,549		17,000	17,000	24.8%
	Welding	ID	68,549		14,688	14,688	21.4%
	NDT(RT)	ID	3,427		734	734	21.4%
	HydroTest/Service Test	ID	68,549		8,542	8,542	12.5%
Spherical tanks	Installation Body	KG	2,644,048	2,366,023	30,221	2,396,245	90.6%
	Fitup(Body&Accessories)	KG	2,847,120	2,366,718	32,227	2,398,945	84.3%
	Welding	ML	13,298	4,943	3,967	8,910	67.0%
	PAUT&NDT	ML	4,128	309	6,633	6,942	168.2%
	Installation Accessories and support	KG	203,072	0	2,700	2,700	1.3%
Painting	Painting	M2	37,172	9,296	0	9,296	25.0%
Architecture	Block Wall	M2	39,105	21,808	10,779	32,588	83.3%
	Brick Work	M2	23,118	9,078	9,416	18,494	80.0%
	Iron Works	M2	388,591	241,076	57,841	298,916	76.9%
	Coated (plaster and cement)	M2	151,625	66,285	65,563	131,848	87.0%
	Waterproofing (Isogam)	M2	27,782	6,365	15,006	21,371	76.9%
	Paving	M2	60,031	30,489	7,030	37,519	62.5%



## Alay Mahestan Petrochemical Co.

### PDH & PP

#### گزارش عملکرد

۱۴۰۲/۰۷/۰۱ - ۱۴۰۲/۱۰/۲۵

فصل چهارم : جدول احجام به تفکیک پیمانکار

#### اکسیر صنعت باختری

Dicipline	Activity	Unit	Estimate	Actual Progress			PCT% Complete
				1402-06-31	This Period	1402-10-25	
Architecture	Iron Works	KG	261,894	215,866	49,366	265,231	101.3%
	Block Wall	M2	16,601	11,603	5,488	17,092	103.0%
	Coated (plaster and cement)	M2	85,069	47,995	30,468	78,463	92.2%
	Waterproofing (Isogam)	M2	9,343	6,365	1,931	8,296	88.8%
	Brick Work	M2	6,095	5,583	521	6,104	100.1%
	Install panel	M2	11,891	11,891	0	11,891	100.0%
	Paving	M2	11,600	4,754	90	4,844	41.8%
	Cabling	ML	21,927	17,052	5,328	22,380	102.1%
Tanks & Pipe Rack	Excavation	M3	109,907	66,347	764	67,111	61.1%
	Rebar Installation	KG	4,066,826	3,213,939	511,370	3,725,309	91.6%
	Form Work	M2	45,852	29,796	7,940	37,736	82.3%
	Concrete Pouring	M3	20,093	15,044	4,017	19,061	94.9%
	Back Fill	M3	68,311	26,847	34,208	61,054	89.4%
	Insert Plat	M2	308,884	153,366	165,336	318,702	103.2%
UG Piping	Excavation	M3	111,000		17,900	17,900	0.16
	Fitup	ID	68,549		17,000	17,000	0.25
	Welding	ID	68,549		14,688	14,688	0.21
	NDT(RT)	ID	3,427		734	734	0.21
	HydroTest/Service Test	ID	68,549		8,542	8,542	0.12

#### سایگان

Dicipline	Activity	Unit	Estimate	Actual Progress			PCT% Complete
				1402-06-31	This Period	1402-10-25	
Civil & Architecture	Excavation	M3	10,569	8,258	2,000	10,258	97.1%
	Rebar Installation	KG	208,478	116,035	84,119	200,154	96.0%
	Form Work	M2	6,888	2,797	3,391	6,188	89.8%
	Concrete Pouring	M3	2,135	958	1,046	2,004	93.9%
	Wallpost Installation	KG	26,500	7,600	1,840	9,440	35.6%
	Block Wall	M2	11,687	2,240	1,642	3,882	33.2%
	Brick Work	M2	10,065	2,070	5,095	7,165	71.2%

#### پترو سازه بیت الملل آرام (IPS)

Dicipline	Activity	Unit	Estimate	Actual Progress			PCT% Complete
				1402-06-31	This Period	1402-10-25	
Mechanical	Installation Body	KG	2,644,048	2,366,023	30,221	2,396,245	90.6%
	Fitup(Body&Accessories)	KG	2,847,120	2,366,718	32,227	2,398,945	84.3%
	Welding	ML	13,298	4,943	3,967	8,910	67.0%
	PAUT&NDT	ML	4,128	309	6,633	6,942	168.2%
	Installation Accessories and support	KG	203,072	0	2,700	2,700	1.3%



## Alay Mahestan Petrochemical Co.

### PDH & PP

گزارش عملکرد

۱۴۰۲/۰۷/۰۱ - ۱۴۰۲/۱۰/۲۵

فصل چهارم : جدول احجام به تفکیک پیمانکار

#### کمان سازه بنوار

Dicipline	Activity	Unit	Estimate	Actual Progress			PCT% Complete
				1402-06-31	This Period	1402-10-25	
civil	Excavation	M3	1,204,066	1,073,220	30,766	1,103,986	91.7%
	Rebar Installation	KG	10,591,558	5,170,467	326,791	5,497,258	51.9%
	Form Work	M2	286,749	127,925	11,229	139,154	48.5%
	Concrete Pouring	M2	97,255	52,342	3,443	55,785	57.4%
	Paving	M2	38,900	25,735	6,941	32,676	84.0%
Steel Structure	Delivery	Ton	1,129	1,107	10	1,117	98.9%
	Erection	Ton	4,930	3,804	509	4,313	87.5%
Architecture	Iron Works	M2	34,300	25,210	8,475	33,685	98.2%
	Brick Work	M2	5,508	1,425	3,800	5,225	94.9%
	Block Wall	M2	13,600	7,965	3,649	11,614	85.4%
	Coated (plaster and cement)	M2	65,249	18,290	35,095	53,385	81.8%
	Waterproofing (Isogam)	M2	16,759	0	13,075	13,075	78.0%
	Mosaic	M2	10,324	0	10,250	10,250	99.3%



## Alay Mahestan Petrochemical Co.

PDH & PP

گزارش عملکرد

۱۴۰۲/۰۷/۰۱ - ۱۴۰۲/۱۰/۲۵

فصل پنجم : تصاویر مقایسه ای

۱۴۰۲/۰۹/۲۱

۱۴۰۲/۱۰/۲۵



Unit PDH



Unit PDH



Unit PP







## Alay Mahestan Petrochemical Co.

PDH & PP

گزارش عملکرد

۱۴۰۲/۰۷/۰۱ - ۱۴۰۲/۱۰/۲۵

فصل پنجم : تصاویر مقایسه ای

۱۴۰۲/۰۶/۳۱

۱۴۰۲/۱۰/۲۵



Cooling Tower



Spherical tanks



Product Warehouse





## Alay Mahestan Petrochemical Co.

PDH & PP

گزارش عملکرد

۱۴۰۲/۰۷/۰۱ - ۱۴۰۲/۱۰/۲۵

فصل پنجم : تصاویر مقایسه ای

۱۴۰۲/۰۶/۳۱

۱۴۰۲/۱۰/۲۵



Admin



CCR PDH



SUB PDH





## Alay Mahestan Petrochemical Co.

PDH & PP

گزارش عملکرد

۱۴۰۲/۰۷/۰۱ - ۱۴۰۲/۱۰/۲۵

فصل پنجم : تصاویر مقایسه ای

۱۴۰۲/۰۶/۳۱



Water Tank Area

۱۴۰۲/۱۰/۲۵



SUB PP



SUB Main PP

